

Literacy Resource

LINC Literacy Addendum – A Support Document for the LINC Literacy Component

The LINC Literacy Addendum, published in 1998, was developed as a support document for the LINC Literacy Component (1997). It provides photocopiable worksheet masters for the LINC literacy instructors to use with literacy learners who need to practice their literacy and numeracy skills through many activities. Co-authored by Nancy L. Hutt and Lynn C. Young, The LINC Literacy Addendum was published in 1998 as a project sponsored by Citizenship and Immigration Canada. The Introduction consists of the following sections:

- Overview of the LINC Literacy Addendum
- Visual Model
- The Five Stages of ESL Literacy
- Outcomes for Literacy Stages 1 and 2: The Foundation Skills
- Relation of Literacy Stages to Literacy Benchmarks and LINC Levels
- Key Classroom Points

The LINC Literacy Addendum Worksheets cover the following 12 themes:

- Housing
- Family Life
- Media
- Education
- Transportation
- Commercial Services
- Canadian Society
- Employment
- Health and Safety
- Canadian Law
- Government and Community Services
- Leisure

The Introduction and each of the 12 themes are viewable as standalone PDF documents. (Given that this resource was originally published as a hard-copy binder, the binder contains all of the 13 parts and comprises a single publication.)

LINC LITERACY ADDENDUM

A SUPPORT DOCUMENT FOR
THE LINC LITERACY COMPONENT

October, 1998

MEDIA SECTION

Part 4 of 13

CO-AUTHORS

Nancy L. Hutt Lynn C. Young

LAYOUT AND PRODUCTION

Robert S. Miles

SECRETARIAL SUPPORT

Phung Lam

A PROJECT SPONSORED BY CITIZENSHIP AND IMMIGRATION CANADA



Put an X on the word that is different:

Monday

Monday

Friday

Tuesday

Thursday

Tuesday

Wednesday

Monday

Wednesday

Thursday

Tuesday

Thursday

Friday

Friday

Thursday

Saturday

Saturday

Sunday

Sunday

Monday

Sunday



Draw lines to the words that are the same:

SATURDAY

Sunday

THURSDAY

Wednesday

FRIDAY

Monday

MONDAY

Saturday

TUESDAY

Thursday

SUNDAY

Friday

WEDNESDAY

Tuesday



Trace and copy:

n n n

h h h

a a a

d d d



Write the missing letter as your teacher spells each word:

1. Mo _ day
 2. T _ e s _ a y
 3. We _ n e _ d a y
 4. T _ u r s d _ y
 5. Fri _ a _
 6. S _ t _ r d _ y
 7. Su _ _ a _
-




Circle the number that is the same:

7	1	16	17	7	11	5
3	13	2	3	5	9	12
20	2	12	20	5	13	6
1	4	1	11	17	19	7
9	6	7	19	9	8	4
14	11	17	4	14	12	16
17	10	7	11	14	17	19
10	1	12	10	11	16	19
15	5	15	10	16	1	6
6	6	5	16	7	8	9
8	3	18	5	6	9	8
2	1	12	6	3	2	5



Read the words. Cut out the words. Glue in the correct category:

book	video	magazine	letter
TV	newspaper	movie	



I watch a...




I read a...



Cut out the sentences below and put in the correct order:

Using a VCR




Watch the video.

Push the "PLAY" button.

Turn on the VCR.



Put the video into the VCR.

Turn on the T V.







Cut out the words at the bottom of the page.
Glue under the correct picture then copy the word:





Handwriting practice lines consisting of a solid top line, a dashed middle line, and a solid bottom line.



Handwriting practice lines consisting of a solid top line, a dashed middle line, and a solid bottom line.



Handwriting practice lines consisting of a solid top line, a dashed middle line, and a solid bottom line.



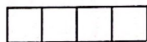
Handwriting practice lines consisting of a solid top line, a dashed middle line, and a solid bottom line.

radio VCR television video

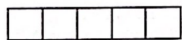


Write the word in the box with the same shape:

1. watch



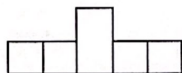
2. video



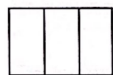
3. television



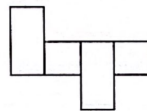
4. news



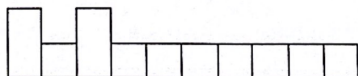
5. movie



6. V C R

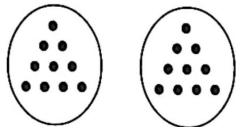


7. tape







Write the answers to the addition problems:




$$10 + 10 = \underline{\quad}$$



$$20 + 10 = \underline{\quad}$$




$$30 + \underline{\quad} = \underline{\quad}$$




$$\underline{\quad} + \underline{\quad} = \underline{\quad}$$




$$\underline{\quad} + \underline{\quad} = \underline{\quad}$$



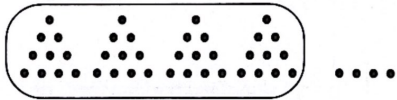
$$\underline{\quad} + \underline{\quad} = \underline{\quad}$$



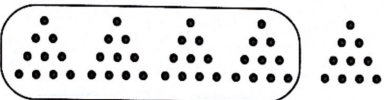
$$\underline{\quad} + \underline{\quad} = \underline{\quad}$$



$$\underline{\quad} + \underline{\quad} = \underline{\quad}$$



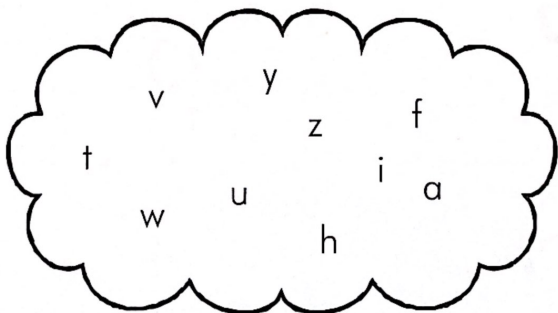

$$\underline{\quad} + \underline{\quad} = \underline{\quad}$$



$$\underline{\quad} + \underline{\quad} = \underline{\quad}$$



Draw lines to match the upper case and lower case letters:





Cut out letters from newspaper headlines.
Glue next to the matching letters below:

1. **F** _____

2. **f** _____

3. **B** _____

4. **b** _____

5. **P** _____




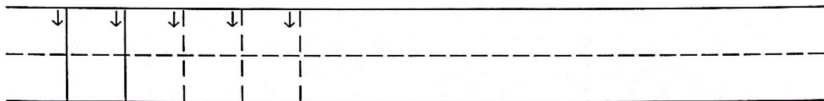
6. **p** _____

7. **D** _____

8. **d** _____



Trace and copy:





Trace and copy:

Mm Mm Kk Kk

Mm Mm Kk Kk

Xx Xx Yy Yy

Xx Xx Yy Yy



Circle the pictures when your teacher tells you how many. Write the number in the box:





Draw lines to match the pictures to the words:



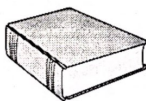
book




magazine



photo



newspaper



letter



weather



Circle the words in the word search:

news

newspaper

weather

photo

sports

ad



THE LINC TIMES

n	a	n	o	p	h	o	t	o
e	d	o	f	m	s	w	m	t
w	s	o	t	o	e	s	p	b
s	c	n	n	p	a	o	w	t
p	n	w	e	a	t	h	e	r
a	o	u	w	m	s	z	e	o
p	l	a	s	l	m	n	p	t
e	i	s	p	o	r	t	s	o
r	f	e	f	y	w	m	t	o



Write the first letter of the word as your teacher says the word:

A.

1. ___ en

2. ___ en

3. ___ en

4. ___ en

5. ___ en

6. ___ en

B.

1. ___ et

2. ___ et

3. ___ et

4. ___ et

5. ___ et

6. ___ et



Copy:

1. Prime Minister

2. Jean Chretien

1.








2.

1.

2.



Underline the correct amount:

	75 ¢ 65 ¢ 70 ¢
	85 ¢ 90 ¢ 95 ¢
	\$1.25 \$1.35 \$1.50
	\$1.00 90 ¢ \$1.10
	\$1.25 \$1.30 \$1.40
	\$2.00 \$1.00 \$1.50
	75 ¢ 85 ¢ 95 ¢